

**Citizens' Oversight Committee
of the Cajon Valley Union School District**

**Wednesday, April 3, 2024
3:30 PM**

**Location:
Cajon Valley Union School District
750 E. Main Street, PD Room 2
El Cajon, CA 92020**

MEETING AGENDA

- 1. Call to Order**
- 2. Welcome, Roll Call**
- 3. Approval of Minutes**
- 4. New Members & Current Vacancies**
- 5. Election of Chair & Co-Chair**
- 6. Annual Report**
- 7. Budget & Project Updates**
- 8. Facilities Master Plan/Nov 2024 Bond Election**
- 9. Meeting Calendar**
- 10. Discussion/Other**

Next meeting: 3:30PM on October 2, 2024



Cajon Valley Union School District
750 East Main Street
El Cajon, CA 92020
(619) 588-3000
Website: www.cajonvalley.net

Citizens' Oversight Committee (COC) of the Cajon Valley Union School District

Minutes Unadopted

CALL TO ORDER

The meeting of the Citizens' Oversight Committee was called to order by Sharon Dobbins on October 4, 2023 at 3:33 p.m. via Zoom.

Members Present: Kevin Borum, Steve Devan, Susan Holtz, and Lori Trim. Apologies: Violetta Lombera

District Staff: Chris Ayers, Scott Buxbaum, Sharon Clay, Sharon Dobbins, Miranda Durning, Vickie Hayman, and Lisa Krueger.

WELCOME, ROLL CALL

Sharon called the meeting to order and welcomed everyone, thanking them for their attendance.

APPROVAL OF MINUTES

The minutes from the April 19, 2023 meeting were approved on a motion made by Steve, seconded by Susan and carried 4-0.

NEW MEMBERS AND CURRENT VACANCIES

New COC member, Kevin Borum was introduced. Kevin shared that he is the parent of students at Fuerte Elementary and Hillsdale Middle School. Sharon notified the Committee that Sheri Runyan has resigned from the COC because she has moved out of the District. There are currently two COC vacancies: one must be filled by a taxpayer representative, and the other by a member of the community-at-large.

BUDGET & PROJECT UPDATES

Prop C Bond Fund:

Sharon provided and reviewed the final Bond Program Budget Report ending June 30, 2023, discussing the identified budget adjustments:

- Interest earned of \$60,625 was added at the close of the fiscal year.
- Naranca Elementary School: A refund of \$11,620 was received from Helix Water District and recorded as revenue (rather than a negative expenditure), per state accounting requirements.
- Program Management: Contingency funds of \$75,000 were moved to the Program Management budget to be allocated toward the Facilities Master Plan update.

Scott discussed the Crest Erosion Control project, sharing that this is a much bigger project than originally anticipated. The District is reaching out to the County for support and assistance, as the flow of the water is coming from the county roadways. An architectural/engineering firm has been hired to design a new drainage system. Once the plans and specifications are complete, the project will go out for bid.

The District may soon receive state modernization funding of approximately \$2 million. These funds would reimburse a portion of the new classroom building at Johnson Elementary School and would increase the overall program contingency allowing for funding to add classrooms to accommodate expanded transitional kindergarten, as well as student support spaces. More information regarding this funding will be available soon.

The updated Facilities Master Plan will include an assessment of the District's facility needs and cost estimates. Needs will be prioritized, and funding options will be considered by the Governing Board. Most of the District's schools are currently eligible, or will soon become eligible for state modernization funds, but a local District match is required to access the funds.

Prop EE Bond Fund:

Sharon reviewed the technology bond fund expense reports dated June 30, 2023 and September 28, 2023, pointing out that these bonds are intended for classroom technology, and therefore, they are structured to be repaid over a shorter term than the construction bonds. They are typically repaid within approximately three years.

Shortly after the last technology bond issuance, Federal stimulus funds were received and used for student technology devices, allowing the bond funds to last longer, leaving an uncommitted technology bond fund balance as of September 28, 2023 of \$6,057,617.06 million. A portion of the interest earned (arbitrage) must be refunded to the IRS, since the District is limited in the amount of interest it can earn on bond funds. Arbitrage calculations are completed by the District's financial advisor, and excess interest earnings are refunded to the IRS, as required, within five years of each bond issuance.

MEETING / CALENDAR

Sharon shared that the member list and meeting calendar have been updated. Please refer to the website or let Sharon know if anyone knows someone that may be interested in serving on the COC.

Sharon noted that the draft Annual Report will be sent to the committee for review prior to the April meeting.

The next meeting on April 3, 2024, will be in person. Further information will be sent via email closer to the meeting date.

DISCUSSION / OTHER

Steve inquired about the possibility of visiting Crest to see the impact of the drainage issues in person. Scott offered to meet with Steve and Johnny to review the information and drive to Crest if desired.

ADJOURNMENT

The meeting was adjourned at 4:15 p.m.

NEXT MEETING

The next COC meeting is **Wednesday, April 3, 2024 at 3:30pm at CVUSD/Professional Development (PD) Room 2, 750 E Main St, El Cajon, CA 92020.**

Citizen's Oversight Committee

Member List, Vacancies & Contact Information

As of 4/1/2024

	Local Business Representative	Senior Representative	Parent Represented	Parent/PTO Representative	Taxpayer Organization Representative	Community-at- Large
Committee Member						
Kevin Borum			★	★		★
Steve Devan	★					
Felicia Ferrell			★	★		★
Susan Holtz		★				★
Lori Trim			★	★		★
Vacant					★	
Vacant						★

District Staff	Title
Scott Buxbaum	Assistant Superintendent, Business Services
Sharon Dobbins	Director, Long-Range Planning
John Heredia	Director, Maintenance, Operations and Facilities
Sharon Clay	Director, Purchasing and Logistics
Lisa Krueger	Bond Accountant, Long-Range Planning
Vickie Hayman	Planning Assistant, Long-Range Planning

Current Vacancies: 2

Vacancy Type: Taxpayer Organization Representative & Community at Large

Future Vacancy: 1

Vacancy Type: Business Community Representative (Effective 5/1/2024)

Please contact Sharon Dobbins (contact information below) for more information.

Contact: Cajon Valley Union School District
Citizens' Oversight Committee
 c/o Sharon Dobbins, LRP
 750 E. Main Street
 El Cajon, CA 92020

Email: dobbinss@cajonvalley.net
 Phone: (619) 588-3016

All COC meetings are open to public.



CAJON VALLEY UNION SCHOOL DISTRICT BOND PROGRAM 15TH ANNUAL REPORT OF THE CITIZENS' OVERSIGHT COMMITTEE

DECEMBER 31, 2023

COC Members:

Kevin Borum
Steve Devan
Felicia Ferrell
Susan Holtz
Lori Trim
2 Vacancies as of 12/31/23

Address:

750 E. Main St
El Cajon, CA 92020

Website:

cajonvalley.net/bond

Phone:

(619) 588-3210

Meetings:

Meetings are open to the public. Check the website for meeting times, agendas, and minutes.

Contents:

Letter to Community.....Page 1
Project HighlightsPage 2
Completed ProjectsPage 3-5
Financial InformationPage 6-7

DRAFT 4/3/2024

To: The Board of Trustees and the Citizens' of the Cajon Valley Union School District

The Citizens' Oversight Committee (COC) is pleased to present its 15th Annual Report to the Community. The COC is an independent committee appointed to inform the public concerning the Cajon Valley Union School District's bond programs. This report provides an overview of the current bond programs, project status information, and audit summary.

The District has used its school construction bond funding to build and renovate school facilities, which improves learning environments for students and decreases ongoing maintenance and energy costs for taxpayers.

Short-term (3-year) technology bonds have been used to increase student access to computers and to maintain and upgrade educational technology to prepare Cajon Valley students for successful futures.

The annual financial and performance audit was completed by the independent Certified Public Accounting firm of Christy White Inc. As in all past years, the audit results were favorable with no instances of non-compliance.

The full audit reports and additional bond program information can be found on the COC's Bond Program website by going to www.cajonvalley.net/bond and clicking on the "Bond Program" link.

Sincerely,

Chair, CVUSD Citizens' Oversight Committee

2023 PROJECT HIGHLIGHTS

- ◇ **Facilities Master Plan:** The District completed a facility needs assessment, gathered input from stakeholders and began drafting its updated Facilities Master Plan.
- ◇ **Hillsdale MS Multi-purpose Building Upgrades:** Design of the Hillsdale Middle School's Multi-purpose Building Upgrade project was completed. This project will go out to bid in early 2024..
- ◇ **Sevick School Renovation Planning:** Design of the Sevick Special Education Preschool Renovation project was completed using contingency funds.



SEVICK RENOVATON PLANNING

- **Classroom Technology (Prop EE short-term technology bonds):** A majority of the classroom technology devices, which were originally planned to be purchased from Prop EE funds were able to be purchased using federal stimulus funds. Current Prop EE funding is being set aside for future replacements.

PLANNED FOR 2024

- ⇒ **Facilities Master Plan:** The District's Facilities Master Plan will be completed in early 2024.
- ⇒ **Hillsdale MS Multi-purpose Building Upgrades:** Hillsdale Middle School's Multi-purpose Building upgrades will be completed in 2024.
- ⇒ **New Classrooms for Expanded TK and Support Services:** As the bond program comes to a close, remaining contingency funds will be used to add portable classroom buildings to accommodate expanded transitional kindergarten and student support services.
- **Classroom Technology (Prop EE short-term technology bonds):** Student computers will continue to be purchased using available federal stimulus funds. Prop EE funds will be used for other classroom technology device replacements such as projectors and document cameras.

COMPLETED PROJECTS

Anza Elementary School — New Classroom

Buildings: Six old portable classrooms were replaced with new, permanent classroom buildings, which include restrooms, and learning support spaces. A new playground was also added. The new buildings were occupied in August 2019.



Johnson Elementary School — New Classroom

Buildings: Nine old portable classrooms were replaced with a new, permanent 2-story classroom building, which include restrooms, and learning support spaces. The new building was occupied in September 2020.



Lexington Elementary School — Rebuilding:

This new school was constructed adjacent to the original (60-year old) school on the existing 9 acre campus. The original school buildings served as interim housing during construction, and were demolished when the new facility was completed in summer 2015.



Lighting Retrofits: Energy efficient lighting was installed at all sites.

Locker Room Upgrades/Egress: Upgrades were made to middle school locker rooms for safe egress and compliance with current code requirements.

Magnolia Elementary School — New Classroom

Building and Renovations: Old portable classroom buildings were removed and replaced with a new building, including 8 classrooms; 2 staff restrooms; and 2 office/small group instruction spaces. The renovations include: multipurpose building remodeling; kitchen expansion; creation of additional small group instruction spaces and a library/maker space; as well as, classroom and playground renovations.



Cajon Valley Middle School Rebuilding

Project: Construction of the final new building was completed in August 2011. This



project, which completes the rebuilding of the entire school campus, consists of 20 classrooms, a library, and serving kitchen.

Clock Systems: New Clock Systems were installed at Anza, Chase, Fuerte, Hall, Johnson, Madison, Magnolia, Meridian, and Naranja Elementary Schools, as well as, Emerald and Greenfield Middle Schools, and EJE Charter Academy.

Electrical Upgrades: Electrical upgrade projects were completed over the Summer 2010 at Chase Elementary, Madison Elementary and Emerald Middle School.

Fencing Projects: Fencing enhancements were completed at all schools to improve security.

Heating Ventilation & Air Conditioning

Replacements: The HVAC replacements were completed each summer at the following sites: Anza, Chase, Crest, Madison, Meridian and Naranja in 2010; Emerald, Flying Hills, Fuerte, Johnson, Magnolia, and Rancho San Diego in 2011; EJE/Cuyamaca in 2012; Vista Grande in 2013; Bostonia and Montgomery in 2016.

COMPLETED PROJECTS (continued)

Minor Renovations: Minor Renovations were completed at Bostonia, Chase, Flying Hills, Fuerte, Hall, Johnson, Madison, Magnolia, Naranca, and Rios Elementary Schools, as well as Hillsdale Middle School and Sevvick Preschool. The renovations were primarily remodeling/reconfigurations to increase security.

Modernization — Rancho San Diego: The Rancho San Diego Modernization project was completed in September 2012. This project included renovation of the existing campus, as well as replacement of three portable classroom buildings with new steel/wood-framed modular classrooms, including restrooms. Additional remodeling to move the office to the front of the campus, for improved security, was completed in the summer of 2017.



Modernization – Vista Grande: The Vista Grande modernization project, which included renovation of the existing campus, as well as replacement of four portable classroom buildings with new steel/wood-framed modular classrooms, was substantially completed over the summer of 2012. New porticos and accessible parking improvements were completed over winter break of 2012/2013. Additional remodeling to move the office to the front of the campus, for improved security, was completed in the summer of 2017.

Multipurpose Building Expansion — Flying Hills Elementary School: 1162 sq. ft. was added to the multipurpose building, as well as, a 1162 sq. ft. basement below for storage of props and costumes. Construction began in October 2009 and was completed in April 2010.

Multipurpose Building Expansion — Flying Hills Elementary School: 1162 sq. ft. was added to the multipurpose building, as well as, a 1162 sq. ft. basement below for storage of props and costumes. Construction began in October 2009 and was completed in April 2010.

Naranca Elementary School — New Classroom Buildings: Seven old portable classrooms were replaced with new, permanent classroom buildings, which include restrooms, and learning support spaces. The new buildings were occupied in August 2021.



New Gymnasium/ Multipurpose Building/ Administration & Kitchen Buildings (Emerald Middle School) This project, which includes a new indoor gymnasium/ multipurpose building, locker rooms, kitchen, lunch shelter, and school office was constructed using the design-build procurement method. The new buildings were occupied in August 2016.




New Gymnasium / Multipurpose Building (Greenfield Middle School): This project, which includes: a gymnasium; locker rooms; theater; music/ band room; serving kitchen;



COMPLETED PROJECTS (continued)

New Gymnasium & Renovation (Montgomery Middle School):

The Montgomery Middle School project includes: a new gymnasium/multipurpose building; swimming pool, tennis court, and locker room renovations; painting; reroofing; new classroom skylights; and landscape/hardscape improvements. The project was completed in summer/fall 2015.



Parking Lot Upgrades: Parking lot upgrades were completed at Avocado and WD Hall Elementary Schools in 2013.

Playground Upgrades: New playground equipment was



installed at Anza, Meridian, Naranca, and W.D. Hall Elementary Schools in summer 2009. Blossom Valley Elementary School playground upgrades were completed in summer 2010.

Additionally, new playground equipment was installed at Lexington and Magnolia elementary schools as part of the new construction projects at those sites.

Security Cameras: Security cameras were installed at Anza, Avocado, Bostonia, Flying Hills, Hall, Johnson, Madison, and Naranca Elementary Schools and Cajon Valley, Emerald, Greenfield, Hillsdale, and Montgomery Middle Schools from 2009 through 2017.

Security Lighting: Exterior, LED motion-controlled lighting was installed at all campuses.

Sevick Renovation Planning: Schematic design was completed for future renovations at Sevick School.

Sidewalk/Walkway Replacements: Old, cracked walkways were replaced with new concrete walkways at Greenfield Middle School.

Technology (Infrastructure): Technology



infrastructure upgrades were completed at all schools. The upgrades include: cabling; data storage and management system; IDF (Intermediate Distribution Frame) and MDF (Main Distribution Frame) equipment room modifications; campus-wide

wireless access; infrastructure for Internet-accessible projectors; and Voice Over Internet Protocol (VoIP) phone systems.

Technology (Educational Technology): Short-term bonds were used to fund a portion of the cost for educational technology devices for the District-wide 1:1 initiative.



Waterline Project: A new waterline was installed at Meridian Elementary in Spring 2008.

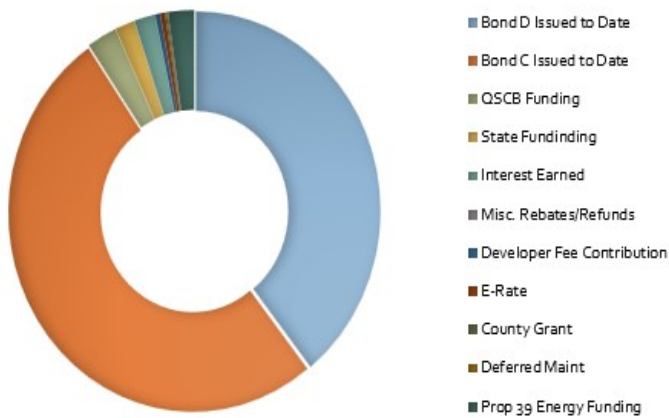
Window Replacements: Windows were replaced at Blossom Valley Elementary, Jamacha Elementary and Hillsdale Middle School from 2016 to 2018.

FINANCIAL INFORMATION

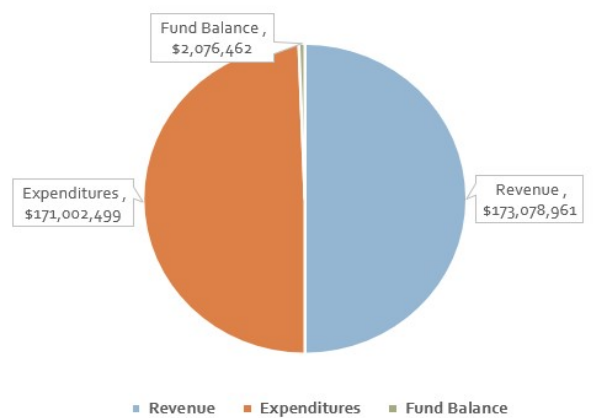
Budget Overview 7/1/2008 - 6/30/2023 PROPOSITIONS C & D

	Bond Authorization	Revenues	Expenditures	Fund Balance
Total Bonds Authorized	\$ 156,500,000			
Bond D Issued to Date	\$ (68,092,992)	\$ 68,092,992		
Bond C Issued to Date	\$ (88,400,000)	\$ 88,400,000		
QSCB Funding		\$ 4,551,940		
State Funding		\$ 2,992,789		
Interest Earned		\$ 3,169,461		
Misc. Rebates/Refunds		\$ 11,620		
E-Rate		\$ 727,656		
Developer Fee Contribution		\$ 777,265		
County Grant		\$ 228,057		
Deferred Maintenance		\$ 200,000		
Prop 39-Energy Efficiency		\$ 3,927,181		
Bond Program Expenditures			\$ 171,002,499	
Totals as of 6/30/23:	\$ 7,008	\$ 173,078,961	\$ 171,002,499	\$ 2,076,462

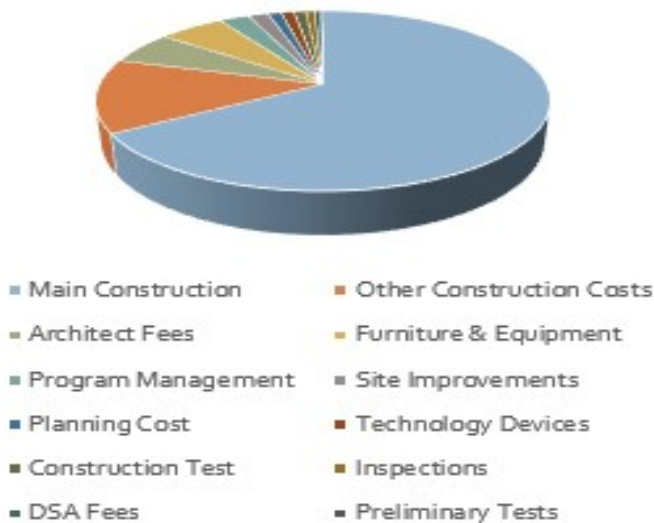
Revenue Sources Total \$173,078,961



Prop C&D Revenues, Expenditures, and Fund Balance as of 6/30/2023



Prop C & D Expenditures \$171,002,499



Expenditure Detail

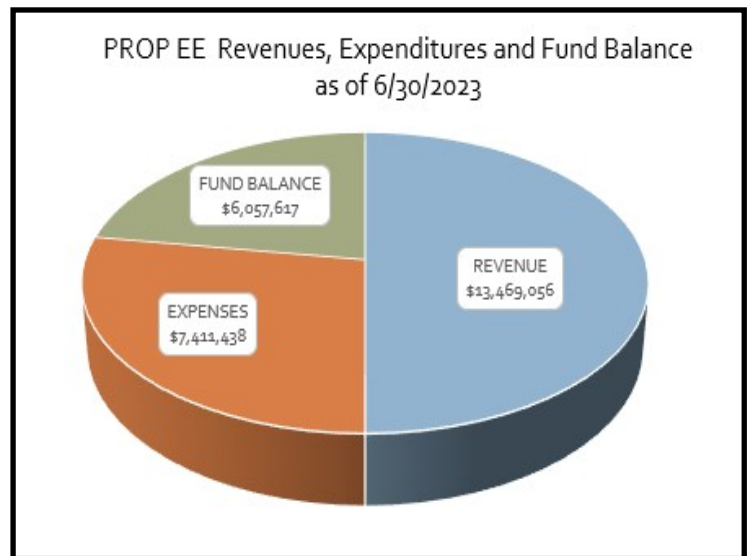

Main Construction	\$ 113,420,580	66.41%
Other Construction Costs	\$ 22,675,529	13.34%
Architect Fees	\$ 10,060,832	5.82%
Furniture & Equipment	\$ 9,550,537	5.69%
Program Management	\$ 4,384,111	2.34%
Site Improvements	\$ 2,852,986	1.70%
Planning Cost	\$ 1,978,746	1.17%
Technology Devices	\$ 1,863,884	1.07%
Construction Test	\$ 1,710,207	0.99%
Inspections	\$ 1,283,436	0.76%
DSA Fees	\$ 919,723	0.53%
Preliminary Tests	\$ 301,928	0.18%
Total Expenditures	\$ 171,002,499	100%

FINANCIAL INFORMATION (continued)

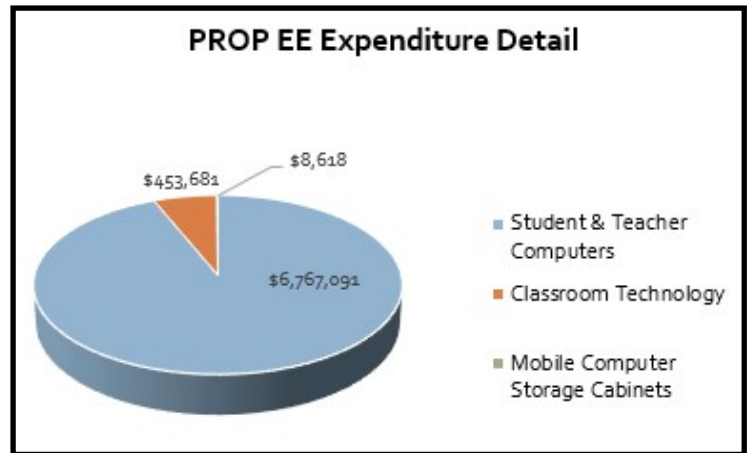
EDUCATIONAL TECHNOLOGY BONDS — PROPOSITION EE

(Short-term Bonds Structured with a 3-year payback for Educational Technology)

	Bond Authoriza- tion	Revenues	Expenditures	Fund Balance
Total Bonds Authorized	20,000,000			
Prop EE Bonds Issued to Date	(13,000,000)	13,000,000		
Interest Earned		469,056		
Bond Program Expenditures			7,411,438	
Totals as of 6/30/23	7,000,000	13,469,056	7,411,438	6,057,617



Expenditure Detail	
Student & Teacher Computers	\$ 6,949,139
Classroom Technology	\$ 453,681
Mobile Computer Storage Cabinets	\$ 8,618
Total Expenditures	\$ 7,411,438



FINANCIAL AND PERFORMANCE AUDITS: Independent financial and performance audits of the District's bond programs are conducted each year. The complete audit reports are posted on the bond program website at cajonvalley.net/bond.

**CAJON VALLEY UNION SCHOOL DISTRICT
BOND PROGRAM BUDGET
3/22/2024**

Estimated Revenue

Revenue Source	Current Budget	Budget Adjustments	Revised Budget	Budget Adjustment Rationale
Prop D Bond	68,092,992		68,092,992	
Interest-Prop D	1,480,757		1,480,757	
Prop C Bond	88,400,000		88,400,000	
Interest-Prop C	1,688,704	60,000	1,748,704	Estimated Interest
QSCB Proceeds	4,551,940		4,551,940	
State Funding	2,992,789	2,361,228	5,354,017	Approved State Funding for Johnson Elem.
E-Rate	727,656		727,656	
Developer Fees	777,265		777,265	
County Grant	228,057		228,057	
Deferred Maintenance	200,000		200,000	
Prop 39-Energy Efficiency	3,927,181		3,927,181	
Refunds	11,620		11,620	
TOTAL	173,078,961	2,421,228	175,500,189	

Estimated Expenditures

Project#	Project Name	School Name	Current Budget	Budget Adjustments	Revised Budget	Budget Adjustment Rationale
D-7501	Water Line Replacement	Meridian	54,892		54,892	
D-7502	Security Camera Upgrades	Various	1,124,637		1,124,637	
D-7503	Clock System Upgrades	Various	76,507		76,507	
D-7504	Playground Upgrades	Various	290,102		290,102	
D-7505	New Gymnasium/MPB	Greenfield MS	13,035,706		13,035,706	
D-7506	Electrical Upgrades	Various	930,567		930,567	
D-7507	New 2-Story Classroom Bldg	Cajon Valley MS	14,630,360		14,630,360	
D-7508	HVAC	Various	10,600,802		10,600,802	
D-7509	MPR Remodel	Flying Hills	587,462		587,462	
D-7510	Modernization	Vista Grande	4,598,383		4,598,383	
D-7511	Modernization	Rancho San Diego	4,469,732		4,469,732	
D-7512	Technology Infrastructure	Various	26,725,961		26,725,961	
D-7513	Reconstruction	Lexington	31,117,584		31,117,584	
D-7515	New Gym/MPB, Admin & Kitchen Buildings	Emerald MS	13,225,089		13,225,089	
D-7516	New Gym/MPB & Renovations	Montgomery MS	12,230,888		12,230,888	
D-7518	Erosion Control	Crest	65,000	(65,000)	-	Project will be completed with other funding.
D-7519	Fencing	Various	1,311,138		1,311,138	
D-7522	Parking Lot Upgrades	Various	219,869		219,869	
D-7524	Minor Renovations	Various	314,945		314,945	
D-7525	Security Lighting	Various	304,784		304,784	
D-7526	Sidewalk Upgrades	Various	484,620		484,620	
D-7527	Window Replacement	BV, HM, JA	220,320		220,320	
D-7528	Educational Technology	Various	1,800,000		1,800,000	
D-7529	New Classroom Bldgs & Renovations	Magnolia	8,339,131		8,339,131	
D-7531	New Classroom Bldgs & Renovations	Anza	4,662,644		4,662,644	
D-7532	New Classroom Bldgs & Renovations	Johnson	8,308,576		8,308,576	
D-7533	New Classroom Bldgs & Renovations	Naranca	5,857,932		5,857,932	
D-7534	Bostonia Global Programming	Bostonia	64,582	125,000	189,582	Planning & Conceptual Design for new Joint-use Career Technical Education Bldg.
D-7535	Locker Room Upgrades	Middle Schools (6)	500,000	(89,548)	410,452	Project is completed. Move remaining funds to contingency.
D-7540	Lighting Retrofit	Various	587,709		587,709	
D-7543	HMS MPB Renovation	Hillsdale MS	200,000	550,000	750,000	Increase budget/expanded scope of work.
D-7544	Sevick Renovation Planning	Sevick	150,000	(92,700)	57,300	Schematic Design only. Moving remaining budget to contingency.
D-7545	New Classrooms Expanded TK & Support Services	Various		3,307,515	3,307,515	Remaining contingency funds will be used to add portable classrooms at various sites.
D-7599	Program Management	N/A	4,575,000	100,000	4,675,000	Add program management budget through 12/31/2024.
	Contingency	N/A	1,414,039	(1,414,039)	-	Net Contingency adjustment.
Totals			173,078,961	2,421,228	175,500,189	

CAJON VALLEY UNION SCHOOL DISTRICT
CONSTRUCTION BOND PROGRAM
PROPOSITIONS D and C

**Budget vs. Commitments and Expenditures
as of 03.22.2024**

	BUDGET		COMMITMENTS		EXPENDITURES	
Project Name	Total Budget	Total Commitments	Remaining Against Budget	Total Expenditures	Remaining Against Committed	Remaining Against Budget
D-7501 Water Line Replacement	54,892	54,892	-	54,892	-	-
D-7502 Security Cameras Upgrades	1,124,637	1,124,637	-	1,124,637	-	-
D-7503 Clock Systems Upgrades	76,507	76,507	-	76,507	-	-
D-7504 Playgrounds Upgrades	290,102	290,102	-	290,102	-	-
D-7505 GMS Gym/MP Bldg	13,035,706	13,035,706	-	13,035,706	-	-
D-7506 Electrical Upgrades	930,567	930,567	-	930,567	-	-
D-7507 CVMS New 2-Story Classroom Bldg	14,630,360	14,630,360	-	14,630,360	-	-
D-7508 HVAC	10,600,802	10,600,802	-	10,600,802	-	-
D-7509 FH MPR Remodel	587,462	587,462	-	587,462	-	-
D-7510 VG Modernization	4,598,383	4,598,383	-	4,598,383	-	-
D-7511 RSD Modernization	4,469,732	4,469,732	-	4,469,732	-	-
D-7512 Technology Infrastructure	26,725,961	26,725,961	-	26,725,961	-	-
D-7513 Lexington Reconstruction	31,117,584	31,117,584	-	31,117,584	-	-
D-7515 EMS Gym/MPB, Admin & Kitchen	13,225,089	13,225,089	-	13,225,089	-	-
D-7516 MMS Gym/MPB & Renovations	12,230,888	12,230,888	-	12,230,888	-	-
D-7518 Erosion Control	-	-	-	-	-	-
D-7519 Fencing	1,311,138	1,311,138	-	1,311,138	-	-
D-7522 Parking Lot Upgrades	219,869	219,869	-	219,869	-	-
D-7524 Minor Renovations	314,945	314,945	-	314,945	-	-
D-7525 Security Lighting	304,784	304,784	-	304,784	-	-
D-7526 Sidewalk Upgrades	484,620	484,620	-	484,620	-	-
D-7527 Window Replacements	220,320	220,320	-	220,320	-	-
D-7528 Educational Technology	1,800,000	1,800,000	-	1,800,000	-	-
D-7529 MG New Classroom/Renovations	8,339,131	8,339,131	-	8,339,131	-	-
D-7531 AN New Classroom & Renovations	4,662,644	4,662,644	-	4,662,644	-	-
D-7532 JO New Classroom & Renovations	8,308,576	8,308,576	-	8,308,576	-	-
D-7533 NA New Classroom & Renovations	5,857,932	5,857,932	-	5,857,932	-	-
D-7534 Bostonia Global Planning	189,582	189,582	-	71,782	117,800	117,800
D-7535 Locker Room Upgrades	410,452	410,452	-	410,452	-	-
D-7540 Lighting Retrofit	587,709	587,709	-	587,709	-	-
D-7543 HMS MPB	750,000	17,220	732,780	8,048	9,172	741,952
D-7544 Sevvick Renovations	57,300	57,300	-	57,300	-	-
D-7545 New Classrooms Expanded TK & SS	3,307,515	-	3,307,515	-	-	3,307,515
D-7599 Program Management	4,675,000	4,575,000	100,000	4,506,964	100,000	168,036
D-7599 Contingency	-	-	-	-	-	-
Totals	175,500,189	171,359,894	4,140,295	171,164,886	195,008	4,335,303

Date printed: 3/27/2024 9:44 AM

Financial Plan as of 4/03/2024

	FY 08-09	FY 09-10	FY 10-11	FY 11-12	FY 12-13	FY 13-14	FY 14-15	FY 15-16	FY 16-17	FY 17-18	FY 18-19	FY 19-20	FY 20-21	FY 21-22	FY 22-23	FY 23-24	FY 24-25
Begin Bal	-	34,964,874	31,629,319	33,769,616	20,443,941	15,967,760	31,280,905	19,052,588	16,176,600	6,211,323	23,279,802	19,187,885	11,154,582	5,145,986	2,789,070	2,076,462	3,933,365
Funding	<--- Actual --- --- Planned --->																
Prop D Bond Revenue	35,000,000		13,093,060		19,999,932				-	-	-				-		68,092,992
Prop D Interest	688,944	360,670	183,108	130,935	95,717	21,383											1,480,757
Prop C Bond Revenue						33,015,000	20,000,000	17,880,000		17,505,000							88,400,000
Prop C Interest						94,651	82,910	115,787	97,192	184,600	516,912	397,984	112,526	25,517	60,625	50,000	1,748,704
Refunds															11,620		11,620
QSC Bond Revenue			4,551,940														4,551,940
State Funding										2,992,789						2,361,228	5,354,017
E-Rate (Technology)						76,475	399,079	79,596	172,506								727,656
Developer Fees (GMS)					777,265												777,265
County Grant Funding (MMS)							161,811	66,246									228,057
Deferred Maintenance (MMS)								200,000				-	-				200,000
Prop 39 Energy Efficiency								1,619,829	2,108,633	198,719							3,927,181
Total Funds	35,688,944	360,670	17,828,108	130,935	20,872,914	33,207,509	20,643,800	19,961,458	2,378,331	20,881,108	516,912	397,984	112,526	25,517	72,245	2,411,228	175,500,189
Expenditures	<--- Actual --- --- Planned --->																
Total Expenditures	724,070	3,696,224	15,687,811	13,456,609	25,349,096	17,894,364	32,872,117	22,837,446	12,343,607	3,812,629	4,608,830	8,431,287	6,121,122	2,382,433	784,852	554,325	3,943,365
End Bal	34,964,874	31,629,319	33,769,616	20,443,941	15,967,760	31,280,905	19,052,588	16,176,600	6,211,323	23,279,802	19,187,885	11,154,582	5,145,986	2,789,070	2,076,462	3,933,365	-
Project Schedules & Expenditures	FY 08-09	FY 09-10	FY 10-11	FY 11-12	FY 12-13	FY 13-14	FY 14-15	FY 15-16	FY 16-17	FY 17-18	FY 18-19	FY 19-20	FY 20-21	FY 21-22	FY 22-23	FY 23-24	FY 24-25
Project	<--- Actual --- --- Planned --->																
D-7501 Water Line Replacement	54,892																54,892
D-7502 Security Cameras Upgrades	19,733	40,377	314,608		9,509	269,306	202,264		8,000	254,607	6,233						1,124,637
D-7503 Clock Systems Upgrades	52,284	15,239			8,984												76,507
D-7504 Playgrounds Upgrades	127,710	109,544	52,848														290,102
D-7505 GMS Gym/MP Bldg		108,670	1,237,430	3,055,807	7,795,162	640,934	5,034	798	164,942	26,928							13,035,706
D-7506 Electrical Upgrades	51,330	74,506	804,732														930,567
D-7507 CVMS New 2-Story Classroom Bldg	69,785	1,229,763	10,247,419	3,125,909	(42,516)												14,630,360
D-7508 HVAC	133	1,113,469	2,181,607	2,495,292	781,560	26,811	2,550	1,835,855	2,163,525								10,600,802
D-7509 FH MPR Remodel	40,971	487,753	58,738														587,462
D-7510 VG Modernization	1,980	46,037	13,253	263,279	2,650,181	7,473	11,266	104,000	267,839	1,229,428	3,648						4,598,383
D-7511 RSD Modernization			19,523	221,940	2,638,237	5,301	8	92,845	338,406	1,152,076	1,397						4,469,732
D-7512 Technology Infrastructure	5,189	161,589	468,322	4,028,919	10,697,627	8,625,795	2,269,119	222,986	221,416	25,000							26,725,961
D-7513 Lexington Reconstruction				8,165	348,351	3,695,906	21,036,366	6,023,297	5,500								31,117,584
D-7515 EMS Gym/MPB, Admin & Kitchen				6,825	11,270	162,690	1,420,312	9,876,593	1,149,272	119,120	22,737	103,116	289,269	63,884			13,225,089
D-7516 MMS Gym/MPB & Renovations					102,293	717,257	7,463,270	3,817,963	89,672	8,658					31,774		12,230,888
D-7518 Erosion Control																	-
D-7519 Fencing	7,366		650		26,303	1,128,676	113,174	25,975	8,994								1,311,138
D-7522 Parking Lot Upgrades					44,497	175,372											219,869
D-7524 Minor Renovations						304,588	10,357										314,945
D-7525 Security Lighting												183,515	56,421	64,848			304,784
D-7526 Sidewalk Upgrades									7,787		25,430	58,141	392,104	1,158			484,620
D-7527 Window Replacements								2,458	78,971	101,909	36,981						220,320
D-7528 Educational Technology						1,791,816	8,184										1,800,000
D-7529 MG New Classroom/Renovations								468,146	6,926,596	588,280	356,109						8,339,131
D-7531 AN New Classroom & Renovations											3,485,025	1,158,731	18,888				4,662,644
D-7532 JO New Classroom & Renovations											253,411	6,066,344	1,846,681	142,140			8,308,576
D-7533 NA New Classroom & Renovations											153,021	564,289	3,137,135	1,702,907	300,579		5,857,932
D-7534 Bostonia Global Planning													64,582			125,000	189,582
D-7535 Locker Room Upgrades													61,258	177,981	171,214		410,452
D-7540 Lighting Retrofit								99	558,229	29,380							587,709
D-7543 HMS MPB															8,000	200,000	542,000
D-7544 Sevvick Renovation Plannning															42,975	14,325	57,300
D-7545 New Classrooms ETK & SS																	3,307,515
D-7599 Contingency																	-
D-7599 Program Management	292,698	309,277	288,683	250,474	277,637	342,442	330,211	366,430	354,457	277,241	264,839	297,152	254,785	229,514	230,310	215,000	93,850
Total Expenditures	724,070	3,696,224	15,687,811	13,456,609	25,349,096	17,894,364	32,872,117	22,837,446	12,343,607	3,812,629	4,608,830	8,431,287	6,121,122	2,382,433	784,852	554,325	3,943,365

Report Date: 03.22.2024

EDUCATIONAL TECHNOLOGY BOND FUND 2110 (PROP EE)

07/01/2016 - to date

DATE	BONDS AUTHORIZED	BONDS ISSUED	REMAINING AUTHORIZATION
Nov-16	20,000,000		20,000,000
Mar-17		6,000,000	14,000,000
Oct-19		7,000,000	7,000,000
TOTALS	20,000,000	13,000,000	7,000,000

	REVENUE	EXPENSES	FUND BALANCE
PROP EE PROCEEDS	13,000,000.00		13,000,000.00
INTEREST EARNED	527,271.73		13,527,271.73
EXPENSES		\$ 7,791,264.77	5,736,006.96
TOTALS	13,527,271.73	7,791,264.77	5,736,006.96

Encumbrances \$ 266,769.08

Available Balance (Fund Balance less Encumbrances): \$ 5,469,237.88

EDUCATIONAL TECHNOLOGY BOND FUND 2110 (PROP EE) EXPENSES

PO/Ref #	Vendor Name	Description	Total Authorized Fund 2110 Amount	Check Date	Expenditures										Total Expenses	Encumbrances
					16/17	17/18	18/19	19/20	20/21	21/22	*22/23	23/24				
1706014	Apple	Teacher Computers	\$ 240,383.10	5/12/2017	\$ 240,383.10									\$ 240,383.10	\$ -	
1707275	Unistar	Student Computers	\$ 16,156.69	6/30/2017	\$ 16,156.69									\$ 16,156.69	\$ -	
1704993	Apple	Teacher Computers	\$ 15,919.72	5/30/2017	\$ 15,919.72									\$ 15,919.72	\$ -	
1704965	Unistar	Student Software	\$ 28,751.98	5/30/2017	\$ 28,751.98									\$ 28,751.98	\$ -	
1705093	Unistar	Teacher Software	\$ 8,171.61	5/30/2017	\$ 8,171.61									\$ 8,171.61	\$ -	
1704964	CDW	Chromebook Cabinets	\$ 8,617.78	5/30/2017	\$ 8,617.78									\$ 8,617.78	\$ -	
1800530	CDW	Student Computers	\$ 99,599.25	9/8/2017		\$ 99,599.25								\$ 99,599.25	\$ -	
1800915	Apple	Teacher Computers	\$ 53,722.27	9/12/2017		\$ 53,722.27								\$ 53,722.27	\$ -	
1800574	Troxell	Classroom Technology	\$ 286,718.55	9/26/2017		\$ 286,718.55								\$ 286,718.55	\$ -	
1800576	Pathway Comm	Classroom Technology	\$ 2,273.21	10/3/2017		\$ 2,273.21								\$ 2,273.21	\$ -	
1800575	CDW	Classroom Technology	\$ 19,848.72	10/3/2017		\$ 19,848.72								\$ 19,848.72	\$ -	
1801667	CDW	Student Computers	\$ 67,698.50	10/3/2017		\$ 67,698.50								\$ 67,698.50	\$ -	
1801864	CDW	Student Computers	\$ 617,825.25	12/8/2017		\$ 617,825.25								\$ 617,825.25	\$ -	
1803010	FIREFLY	Student Computers	\$ 29,038.25	12/21/2017		\$ 29,038.25								\$ 29,038.25	\$ -	
1805873	FIREFLY	Classroom Technology	\$ 1,060.47	5/8/2018		\$ 1,060.47								\$ 1,060.47	\$ -	
1805564	Apple	Student Computers	\$ 318,396.63	5/8/2018		\$ 318,396.63								\$ 318,396.63	\$ -	
1805597	Troxell	Classroom Technology	\$ 1,390.32	5/24/2018		\$ 1,390.32								\$ 1,390.32	\$ -	
Claims & Returns		Claims & Returns	\$ (6,523.34)			\$ (3,160.88)	\$ (3,362.46)							\$ (6,523.34)	\$ -	
1806668	EN-NET SERVICES, LLC	Student Computers	\$ 194,850.00	8/24/2018			\$ 194,850.00							\$ 194,850.00	\$ -	
				1/17/2019												
1900092	CDW GOVERNMENT	Student Computers	\$ 1,217,041.88	2/21/19			\$ 1,217,041.88							\$ 1,217,041.88	\$ -	
1900686	APPLE INC.	Teacher Computers	\$ 131,082.40	9/7/2018			\$ 131,082.40							\$ 131,082.40	\$ -	
1900916	CDW GOVERNMENT	Student Computers	\$ 1,633,320.00	1/4/2019			\$ 1,633,320.00							\$ 1,633,320.00	\$ -	
1901422	TROXELL COMMUNICATIONS	Classroom Technology	\$ 21,100.73	10/12/2018			\$ 21,100.73							\$ 21,100.73	\$ -	
				3/12/2019,												
1902607	CDW GOVERNMENT	Student Computers	\$ 119,041.31	06/21/2019			\$ 119,041.31							\$ 119,041.31	\$ -	
1902611	CDW GOVERNMENT	Student Computers	\$ 3,031.00	12/20/2018			\$ 3,031.00							\$ 3,031.00	\$ -	
Claims & Returns		Claims & Returns	\$ (3,562.38)	2/14/2019			\$ (3,562.38)							\$ (3,562.38)	\$ -	
Claims & Returns		Claims & Returns	\$ (1,991.62)	2/22/2019			\$ (1,991.62)							\$ (1,991.62)	\$ -	
Claims & Returns		Claims & Returns	\$ (12,547.16)	3/22/2019			\$ (12,547.16)							\$ (12,547.16)	\$ -	
1906278	TROXELL COMMUNICATIONS	Classroom Technology	\$ 7,193.22	5/10/2019			\$ 7,193.22							\$ 7,193.22	\$ -	
Claims & Returns		Claims & Returns	\$ (4,311.81)	6/4/2019			\$ (4,311.81)							\$ (4,311.81)	\$ -	
Claims & Returns		Claims & Returns	\$ (4,837.71)	6/14/2019			\$ (4,837.71)							\$ (4,837.71)	\$ -	
Claims & Returns		Claims & Returns C/L	\$ (1,330.73)	6/30/2019			\$ (1,330.73)							\$ (1,330.73)	\$ -	
Claims & Returns		Claims & Returns C/L	\$ (1,490.54)	6/30/2019			\$ (1,490.54)							\$ (1,490.54)	\$ -	
12000095	AREY JONES	Student Computers	\$ 770,349.14	10/4/2019			\$ 770,349.14							\$ 770,349.14	\$ -	
12000191	AREY JONES	Student Computers	\$ 834,099.53	10/30/2019			\$ 834,099.53							\$ 834,099.53	\$ -	
12001046	AREY JONES	Student Computers	\$ 98,310.54	3/10/2020			\$ 98,310.54							\$ 98,310.54	\$ -	
12004460	Apple	Teacher Computers	\$ 286,267.13	2/11/2020			\$ 286,267.13							\$ 286,267.13	\$ -	
Claims & Returns		Claims & Returns	\$ (2,682.34)				\$ (2,682.34)							\$ (2,682.34)	\$ -	
12006927	Amazon	Classroom Technology	\$ 470.89	03/18-19/2020			\$ 470.89							\$ 470.89	\$ -	
12006917	DIGITAL NETWORKS	Classroom Technology	\$ 9,070.27	5/4/2020			\$ 9,070.27							\$ 9,070.27	\$ -	
JE 298	Arey Jones (moved to 0100)	-	\$ -	09.04.2020										\$ -	\$ -	
Claim586147		Claims & Returns	\$ (1,197.27)	9/15/2020					\$ (1,197.27)					\$ (1,197.27)	\$ -	
Deductable Crenshaw		Claims & Returns	\$ (50.00)	10/31/2020					\$ (50.00)					\$ (50.00)	\$ -	
Deductable Crenshaw		Claims & Returns	\$ (50.00)	11/11/2020					\$ (50.00)					\$ (50.00)	\$ -	
Deductable Crenshaw		Claims & Returns	\$ (50.00)	12/1/2020					\$ (50.00)					\$ (50.00)	\$ -	
Claim588422		Claims & Returns	\$ (1,212.92)	12/23/2020					\$ (1,212.92)					\$ (1,212.92)	\$ -	
Claim588420		Claims & Returns	\$ (1,490.24)	12/23/2020					\$ (1,490.24)					\$ (1,490.24)	\$ -	
Deductable Crenshaw		Claims & Returns	\$ (50.00)	12/18/2021					\$ (50.00)					\$ (50.00)	\$ -	
Loss MarasShelton		Claims & Returns	\$ (250.00)	03.10.2021					\$ (250.00)					\$ (250.00)	\$ -	
12105497	Apple	Teacher Computers	\$ 27,912.94	03.19.2021					\$ 27,912.94					\$ 27,912.94	\$ -	
Claim594264		Claims & Returns	\$ (250.00)	06.23.2021					\$ (250.00)					\$ (250.00)	\$ -	
12201398	Troxell	Classroom Technology	\$ 10,033.04	09.10.2021							\$ 10,033.04			\$ 10,033.04	\$ -	
12200444	Troxell	Classroom Technology	\$ 6,019.84	08.03.2021							\$ 6,019.84			\$ 6,019.84	\$ -	
12200746	Apple	Classroom Technology	\$ 3,196.28	09.03.2021							\$ 3,196.28			\$ 3,196.28	\$ -	
12200446	Pathway Comm	Classroom Technology	\$ 2,179.49	10.05.2021							\$ 2,179.49			\$ 2,179.49	\$ -	
Claim 594266		Claims & Returns	\$ (1,232.92)	08.05.2021							\$ (1,232.92)			\$ (1,232.92)	\$ -	
Claim594264		Claims & Returns	\$ (1,232.92)	07.27.2021							\$ (1,232.92)			\$ (1,232.92)	\$ -	
Deductable MSharp		Claims & Returns	\$ (1,232.92)	08.23.2021							\$ (1,232.92)			\$ (1,232.92)	\$ -	
Deductable E Crenshaw		Claims & Returns	\$ (150.00)	11.08.2021							\$ (150.00)			\$ (150.00)	\$ -	
Deductable N. Marzeena		Claims & Returns	\$ (250.00)	04.21.2022							\$ (250.00)			\$ (250.00)	\$ -	
Claim 605868		Claims & Returns	\$ (878.17)	06.09.2022							\$ (878.17)			\$ (878.17)	\$ -	
Claim 607204		Claims & Returns	\$ (767.92)	06.30.2022							\$ (767.92)			\$ (767.92)	\$ -	
Claim 594266		Claims & Returns	\$ 1,232.92	06.30.2022							\$ 1,232.92			\$ 1,232.92	\$ -	
Claim 594264		Claims & Returns	\$ 1,232.92	06.30.2022							\$ 1,232.92			\$ 1,232.92	\$ -	
Loss Sharp		Claims & Returns	\$ 1,232.92	06.30.2022							\$ 1,232.92			\$ 1,232.92	\$ -	
Deductable Crenshaw		Claims & Returns	\$ 150.00	06.30.2022							\$ 150.00			\$ 150.00	\$ -	
Deductable Marzeena		Claims & Returns	\$ 250.00	06.30.2022							\$ 250.00			\$ 250.00	\$ -	
Claim 605868		Claims & Returns	\$ 878.17	06.30.2022							\$ 878.17			\$ 878.17	\$ -	
Claim 607204		Claims & Returns	\$ 767.92	06.30.2022							\$ 767.92			\$ 767.92	\$ -	
12300031	PATHWAY COMMUNATIONS	Classroom Technology	\$ 32,094.50	12.20.2022								\$ 32,094.50		\$ 32,094.50	\$ -	
12300593	AREY JONES EDUCATIONAL SO	Chromebook Software Licensing	\$ 182,048.89	12.22.22								\$ 182,048.89		\$ 182,048.89	\$ -	

12303415	PATHWAY COMMUNATIONS	Classroom Technology	30-Projectors, Epson	\$ 20,667.09	11.18.22							\$ 20,667.09	\$ 20,667.09	\$ -
12307298	BLUUM USA INC	Classroom Technology	30-Color Projectors	\$ 30,364.13	03.17.2023							\$ 30,364.13	\$ 30,364.13	\$ -
12401289	AREY JONES EDUCATIONAL SO	Student Computers	53-Chrombooks w/OSM	\$ 21,649.05	10.10.2023							\$ 21,649.05	\$ 21,649.05	\$ -
12402047	APPLE INC	Classroom Technology	21-Apple TV + ethernet	\$ 3,513.14	09.21.2023							\$ 3,513.14	\$ 3,513.14	\$ -
12402073	BLUUM USA INC	Classroom Technology	21- Wall mounted Samsu	\$ 18,298.15	10.10.2023							\$ 18,298.15	\$ 18,298.15	\$ -
12402604	AREY JONES EDUCATIONAL SO	Classroom Technology	1-Interactive promethea	\$ 4,463.54	10.19.2023							\$ 4,463.54	\$ 4,463.54	\$ -
12401792	US TREASURY		Arbitrage	\$ 83,879.35	09.01.2023							\$ 83,879.35	\$ 83,879.35	\$ -
12401847	WILLDAN FINANCIAL		Arbitrage Services	\$ 2,000.00	09.08.2023							\$ 2,000.00	\$ 2,000.00	\$ -
12402412	BLUUM USA INC	Classroom Technology	25 Projectors	\$ 28,861.35	10.17.2023							\$ 28,861.35	\$ 28,861.35	\$ -
12404404	BLUUM USA INC	Classroom Technology	35 Projectors	\$ 40,122.87	10.19.2023							\$ 40,122.87	\$ 40,122.87	\$ -
12405683	PATHWAY COMM	Classroom Technology	200 Projectors	\$ 235,573.65	3.22.2024							\$ 176,680.25	\$ 176,680.25	\$ 58,893.40
12408000	APPLE INC	Classroom Technology	6 Ipads Wifi	\$ 2,548.01									\$ -	\$ 2,548.01
12408115	PATHWAY COMM	Classroom Technology	150 Projectors	\$ 203,661.55	03.22.2024								\$ -	\$ 203,661.55
12408028	APPLE INC	Classroom Technology	6 Apple TV Wifi +Etherne	\$ 358.59	03.21.2024							\$ 358.59	\$ 358.59	\$ -
12408029	BLUUM USA INC	Classroom Technology	2 Samsung TV, Wall Mo	\$ 1,666.12									\$ -	\$ 1,666.12
													\$ -	\$ -
													\$ -	\$ -

TOTALS				\$ 8,058,033.85		\$ 318,000.88	\$ 1,494,410.54	\$ 3,293,226.13	\$ 1,995,885.16	\$ 23,312.51	\$ 21,428.65	\$ 265,174.61	\$ 379,826.29	\$ 7,791,264.77	\$ 266,769.08
--------	--	--	--	-----------------	--	---------------	-----------------	-----------------	-----------------	--------------	--------------	---------------	---------------	-----------------	---------------



CITIZENS' OVERSIGHT COMMITTEE (COC) MEETING SCHEDULE 2024

DATE	TIME	LOCATION
Wednesday, April 3, 2024	3:30 PM	CVUSD (PD RM 2) 750 E. Main St, El Cajon, CA 92020
Wednesday, October 2, 2024	3:30 PM	CVUSD (PD RM 2) 750 E. Main St, El Cajon, CA 92020

Note: Reminder emails with additional meeting details will be sent to all committee members approximately one week prior to each meeting. Updated meeting information will also be posted on the website for members of the public.

COC Members

Kevin Borum
Steven Devan
Felicia Ferrell
Susan Holtz
Lori Trim
(2 Vacancies as of 4/4/2024)

District Contact

Sharon Dobbins
Director, Long-Range Planning
(619) 588-3016
dobbinss@cajonvalley.net

Site Name	Scope of Work	Cost Item	Total Cost Est.	Priority 1 Costs	Priority 2 Costs	Priority 3 Costs	Modernization Eligible?
Anza Elementary School	Infrastructure, Site Improvements, etc.	Infrastructure, Site Improvements, etc. (Elementary	\$ 1,000,000.00	\$ 1,000,000.00			Y
Anza Elementary School	Infrastructure, Site Improvements, etc.	Rubberized Surfacing	\$ 384,375.00			\$ 384,375.00	Y
Anza Elementary School	Infrastructure, Site Improvements, etc.	New Play Field	\$ 1,952,500.00			\$ 1,952,500.00	Y
Anza Elementary School	Infrastructure, Site Improvements, etc.	Demolition & Abatement	\$ 335,250.00		\$ 335,250.00		Y
Anza Elementary School	Infrastructure, Site Improvements, etc.	Asphalt play courts	\$ 720,000.00		\$ 720,000.00		Y
Anza Elementary School	Modernization	Modernization	\$ 12,879,525.00	\$ 7,426,960.00	\$ 5,452,565.00		Y
Anza Elementary School	New Construction (Classrooms)	New Construction	\$ 10,686,000.00	\$ 1,125,000.00	\$ 9,561,000.00		N
Anza Elementary School	New Construction (MPR/Kitchen)	New Construction	\$ 6,480,000.00			\$ 6,480,000.00	N
Anza Elementary School	New Shade Structures	Shade Structure / Lunch Shelter	\$ 175,000.00	\$ 175,000.00			N
Anza Elementary School	Security Updates (Keyless Entry & Security Cameras)	Security Cameras	\$ 37,500.00	\$ 37,500.00			Y
Anza Elementary School	Security Updates (Keyless Entry & Security Cameras)	Keyless Entry	\$ 331,250.00	\$ 331,250.00			Y
Anza Elementary School	Security Updates (Keyless Entry & Security Cameras)	Low Voltage Utility Wiring	\$ 136,500.00	\$ 136,500.00			Y
Anza Elementary School Total			\$ 35,117,900.00	\$ 10,232,210.00	\$ 16,068,815.00	\$ 8,816,875.00	
Avocado Elementary School	Infrastructure, Site Improvements, etc.	Infrastructure, Site Improvements, etc. (Elementary	\$ 1,000,000.00	\$ 1,000,000.00	\$ -		Y
Avocado Elementary School	Infrastructure, Site Improvements, etc.	Updated Playfield	\$ 945,000.00			\$ 945,000.00	Y
Avocado Elementary School	Modernization	Modernization	\$ 22,955,625.00	\$ 1,458,493.00	\$ 21,497,132.00		Y
Avocado Elementary School	New Construction (Classrooms)	New Construction	\$ 1,935,125.00	\$ 1,125,000.00	\$ 810,125.00		N
Avocado Elementary School	New Shade Structures	Shade Structure / Lunch Shelter	\$ 140,000.00	\$ 140,000.00			N
Avocado Elementary School	Security Updates (Keyless Entry & Security Cameras)	Security Cameras	\$ 37,500.00	\$ 37,500.00			Y
Avocado Elementary School	Security Updates (Keyless Entry & Security Cameras)	Keyless Entry	\$ 225,000.00	\$ 225,000.00			Y
Avocado Elementary School	Security Updates (Keyless Entry & Security Cameras)	Low Voltage Utility Wiring	\$ 150,075.00	\$ 150,075.00			Y
Avocado Elementary School Total			\$ 27,388,325.00	\$ 4,136,068.00	\$ 22,307,257.00	\$ 945,000.00	
Blossom Valley Elementary Schd	Infrastructure, Site Improvements, etc.	Infrastructure, Site Improvements, etc. (Elementary	\$ 1,000,000.00			\$ 1,000,000.00	Y
Blossom Valley Elementary Schd	Infrastructure, Site Improvements, etc.	Demolition & Abatement	\$ 86,400.00			\$ 86,400.00	Y
Blossom Valley Elementary Schd	Infrastructure, Site Improvements, etc.	Asphalt parking lots with curbs and striping	\$ 1,133,125.00			\$ 1,133,125.00	Y
Blossom Valley Elementary Schd	Modernization	Modernization	\$ 14,300,000.00	\$ 9,436,383.00	\$ 4,863,617.00		Y
Blossom Valley Elementary Schd	New Construction (Classrooms)	New Construction	\$ 4,521,000.00		\$ 4,521,000.00		N
Blossom Valley Elementary Schd	New Shade Structures	Shade Structure / Lunch Shelter	\$ 105,000.00	\$ 105,000.00			N
Blossom Valley Elementary Schd	Security Updates (Keyless Entry & Security Cameras)	Security Cameras	\$ 37,500.00	\$ 37,500.00			Y
Blossom Valley Elementary Schd	Security Updates (Keyless Entry & Security Cameras)	Keyless Entry	\$ 243,750.00	\$ 243,750.00			Y
Blossom Valley Elementary Schd	Security Updates (Keyless Entry & Security Cameras)	Low Voltage Utility Wiring	\$ 171,600.00	\$ 171,600.00			Y
Blossom Valley Elementary School Total			\$ 21,598,375.00	\$ 9,994,233.00	\$ 9,384,617.00	\$ 2,219,525.00	

Site Name	Scope of Work	Cost Item	Total Cost Est.	Priority 1 Costs	Priority 2 Costs	Priority 3 Costs	Modernization Eligible?
Bostonia Global 7-12	Infrastructure, Site Improvements, etc.	Infrastructure, Site Improvements, etc. (High)	\$ 1,250,000.00	\$ 1,250,000.00			Y
Bostonia Global 7-12	Infrastructure, Site Improvements, etc.	Demolition & Abatement	\$ 363,600.00		\$ 363,600.00		Y
Bostonia Global 7-12	Infrastructure, Site Improvements, etc.	Asphalt parking lots with curbs and striping	\$ 2,344,125.00		\$ 2,344,125.00		Y
Bostonia Global 7-12	Modernization (Classrooms)	General Modernization	\$ 19,161,812.50	\$ 17,918,808.00	\$ 1,243,004.50		Y
Bostonia Global 7-12	New Construction (Classrooms)	New Construction	\$ 11,782,000.00		\$ 11,782,000.00		N
Bostonia Global 7-12	New Construction (CTE Building)*	New Construction	\$ 14,130,000.00		\$ 14,130,000.00		N
Bostonia Global 7-12	New Shade Structures	Shade Structure / Lunch Shelter	\$ 70,000.00	\$ 70,000.00			N
Bostonia Global 7-12	Security Updates (Keyless Entry & Security Cameras)	Security Cameras	\$ 75,000.00	\$ 75,000.00			Y
Bostonia Global 7-12	Security Updates (Keyless Entry & Security Cameras)	Keyless Entry	\$ 368,750.00	\$ 368,750.00			Y
Bostonia Global 7-12	Security Updates (Keyless Entry & Security Cameras)	Low Voltage Utility Wiring	\$ 253,875.00	\$ 253,875.00			Y
Bostonia Global 7-12 Total			\$ 49,799,162.50	\$ 19,936,433.00	\$ 29,862,729.50	\$ -	
Bostonia Global TK-6	Infrastructure, Site Improvements, etc.	Infrastructure, Site Improvements, etc. (Elementary)	\$ 1,000,000.00	\$ 1,000,000.00			Y
Bostonia Global TK-6	Infrastructure, Site Improvements, etc.	Updated Playfield	\$ 540,000.00			\$ 540,000.00	Y
Bostonia Global TK-6	Infrastructure, Site Improvements, etc.	Landscaping/Site Improvements	\$ 180,000.00		\$ 180,000.00		Y
Bostonia Global TK-6	Infrastructure, Site Improvements, etc.	Demolition & Abatement	\$ 313,200.00		\$ 313,200.00		Y
Bostonia Global TK-6	Infrastructure, Site Improvements, etc.	Asphalt parking lots with curbs and striping	\$ 875,000.00		\$ 875,000.00		Y
Bostonia Global TK-6	Modernization	Modernization	\$ 14,962,500.00	\$ 9,691,220.50	\$ 5,271,279.50		Y
Bostonia Global TK-6	New Construction (Classrooms)	New Construction	\$ 9,846,875.00		\$ 9,846,875.00		N
Bostonia Global TK-6	New Shade Structures	Shade Structure / Lunch Shelter	\$ 105,000.00	\$ 105,000.00			N
Bostonia Global TK-6	Security Updates (Keyless Entry & Security Cameras)	Security Cameras	\$ 37,500.00	\$ 37,500.00			Y
Bostonia Global TK-6	Security Updates (Keyless Entry & Security Cameras)	Keyless Entry	\$ 275,000.00	\$ 275,000.00			Y
Bostonia Global TK-6	Security Updates (Keyless Entry & Security Cameras)	Low Voltage Utility Wiring	\$ 161,542.50	\$ 161,542.50			Y
Bostonia Global TK-6 Total			\$ 28,296,617.50	\$ 11,270,263.00	\$ 16,486,354.50	\$ 540,000.00	
Cajon Valley District Office	District Office Maintainance	District Office Maintainance	\$ 1,331,250.00			\$ 1,331,250.00	N
Cajon Valley District Office Total			\$ 1,331,250.00	\$ -	\$ -	\$ 1,331,250.00	
Cajon Valley Middle School	New Construction (Empower)	New Construction	\$ 19,265,625.00	\$ 15,000,000.00	\$ 4,265,625.00		N
Cajon Valley Middle School	Infrastructure, Site Improvements, etc.	Infrastructure, Site Improvements, etc. (Middle, K-8)	\$ 1,250,000.00			\$ 1,250,000.00	Y
Cajon Valley Middle School	Infrastructure, Site Improvements, etc.	New Play Field	\$ 1,001,250.00			\$ 1,001,250.00	Y
Cajon Valley Middle School	Infrastructure, Site Improvements, etc.	Asphalt parking lots with curbs and striping	\$ 1,639,618.75			\$ 1,639,618.75	Y
Cajon Valley Middle School	Modernization	Modernization	\$ 35,531,250.00	\$ 17,648,192.00	\$ 17,883,058.00		Y
Cajon Valley Middle School	New Shade Structures	Shade Structure / Lunch Shelter	\$ 140,000.00	\$ 140,000.00			N
Cajon Valley Middle School	Security Updates (Keyless Entry & Security Cameras)	Security Cameras	\$ 56,250.00	\$ 56,250.00			Y
Cajon Valley Middle School	Security Updates (Keyless Entry & Security Cameras)	Keyless Entry	\$ 418,750.00	\$ 418,750.00			Y
Cajon Valley Middle School	Security Updates (Keyless Entry & Security Cameras)	Low Voltage Utility Wiring	\$ 426,375.00	\$ 426,375.00			Y
Cajon Valley Middle School Total			\$ 59,729,118.75	\$ 33,689,567.00	\$ 22,148,683.00	\$ 3,890,868.75	

Site Name	Scope of Work	Cost Item	Total Cost Est.	Priority 1 Costs	Priority 2 Costs	Priority 3 Costs	Modernization Eligible?
Chase Avenue Elementary School	Infrastructure, Site Improvements, etc.	Infrastructure, Site Improvements, etc.	\$ 1,000,000.00	\$ 1,000,000.00			Y
Chase Avenue Elementary School	Infrastructure, Site Improvements, etc.	Landscaping/Site Improvements	\$ 90,000.00		\$ 90,000.00		Y
Chase Avenue Elementary School	Infrastructure, Site Improvements, etc.	Demolition & Abatement	\$ 540,000.00		\$ 540,000.00		Y
Chase Avenue Elementary School	Infrastructure, Site Improvements, etc.	Concrete Sidewalk paving	\$ 135,000.00		\$ 135,000.00		Y
Chase Avenue Elementary School	Infrastructure, Site Improvements, etc.	Asphalt parking lots with curbs and striping	\$ 1,487,500.00	\$ 1,487,500.00			Y
Chase Avenue Elementary School	Infrastructure, Site Improvements, etc.	Asphalt play courts	\$ 685,800.00	\$ 685,800.00			Y
Chase Avenue Elementary School	Modernization	Modernization	\$ 14,351,875.00	\$ 8,560,252.50	\$ 5,791,622.50		Y
Chase Avenue Elementary School	New Construction (Classrooms)	New Construction	\$ 15,741,300.00		\$ 15,741,300.00		N
Chase Avenue Elementary School	New Construction (MPR/Kitchen)	New Construction	\$ 5,760,000.00			\$ 5,760,000.00	N
Chase Avenue Elementary School	New Shade Structures	Shade Structure / Lunch Shelter	\$ 210,000.00	\$ 210,000.00			N
Chase Avenue Elementary School	Security Updates (Keyless Entry & Security Cameras)	Security Cameras	\$ 37,500.00	\$ 37,500.00			Y
Chase Avenue Elementary School	Security Updates (Keyless Entry & Security Cameras)	Keyless Entry	\$ 331,250.00	\$ 331,250.00			Y
Chase Avenue Elementary School	Security Updates (Keyless Entry & Security Cameras)	Low Voltage Utility Wiring	\$ 105,937.50	\$ 105,937.50			Y
Chase Avenue Elementary School Total			\$ 40,476,162.50	\$ 12,418,240.00	\$ 22,297,922.50	\$ 5,760,000.00	
Crest Elementary School	Infrastructure, Site Improvements, etc.	Infrastructure, Site Improvements, etc.	\$ 1,250,000.00	\$ 1,250,000.00			Y
Crest Elementary School	Modernization	Modernization	\$ 11,357,500.00	\$ 1,181,662.50	\$ 10,175,837.50		Y
Crest Elementary School	New Shade Structures	Shade Structure / Lunch Shelter	\$ 140,000.00	\$ 140,000.00			N
Crest Elementary School	Security Updates (Keyless Entry & Security Cameras)	Security Cameras	\$ 56,250.00	\$ 56,250.00			Y
Crest Elementary School	Security Updates (Keyless Entry & Security Cameras)	Keyless Entry	\$ 137,500.00	\$ 137,500.00			Y
Crest Elementary School	Security Updates (Keyless Entry & Security Cameras)	Low Voltage Utility Wiring	\$ 77,677.50	\$ 77,677.50			Y
Crest Elementary School Total			\$ 13,018,927.50	\$ 2,843,090.00	\$ 10,175,837.50	\$ -	
EJE Academies (Charter School)	Infrastructure, Site Improvements, etc.	Infrastructure, Site Improvements, etc. (Middle, K-8)	\$ 1,250,000.00			\$ 1,250,000.00	N/A
EJE Academies (Charter School)	Infrastructure, Site Improvements, etc.	New Play Field	\$ 2,242,350.00			\$ 2,242,350.00	N/A
EJE Academies (Charter School)	Infrastructure, Site Improvements, etc.	Landscaping/Site Improvements	\$ 166,500.00			\$ 166,500.00	N/A
EJE Academies (Charter School)	Infrastructure, Site Improvements, etc.	Demolition & Abatement	\$ 391,050.00			\$ 391,050.00	N/A
EJE Academies (Charter School)	Infrastructure, Site Improvements, etc.	Concrete Sidewalk paving	\$ 42,187.50			\$ 42,187.50	N/A
EJE Academies (Charter School)	Infrastructure, Site Improvements, etc.	Asphalt play courts	\$ 644,175.00			\$ 644,175.00	N/A
EJE Academies (Charter School)	New Construction (Classrooms)	New Construction	\$ 7,706,250.00	\$ 7,500,000.00		\$ 206,250.00	N/A
EJE Academies (Charter School)	New Construction (MPR/Kitchen)	New Construction	\$ 4,320,000.00			\$ 4,320,000.00	N/A
EJE Academies (Charter School)	New Shade Structures	Shade Structure / Lunch Shelter	\$ 140,000.00			\$ 140,000.00	N/A
EJE Academies (Charter School)	Security Updates (Keyless Entry & Security Cameras)	Security Cameras	\$ 56,250.00			\$ 56,250.00	N/A
EJE Academies (Charter School)	Security Updates (Keyless Entry & Security Cameras)	Keyless Entry	\$ 200,000.00			\$ 200,000.00	N/A
EJE Academies (Charter School)	Security Updates (Keyless Entry & Security Cameras)	Low Voltage Utility Wiring	\$ 113,625.00			\$ 113,625.00	N/A
EJE Academies (Charter School) Total			\$ 17,272,387.50	\$ 7,500,000.00	\$ -	\$ 9,772,387.50	
Empower	Infrastructure, Site Improvements, etc.	Infrastructure, Site Improvements, etc. (Elementary)	\$ 125,000.00	\$ 125,000.00			Y
Empower	Modernization	Modernization	\$ 1,718,750.00	\$ 761,398.00	\$ 957,352.00		Y
Empower	Security Updates (Keyless Entry & Security Cameras)	Security Cameras	\$ 18,750.00	\$ 18,750.00			Y
Empower	Security Updates (Keyless Entry & Security Cameras)	Keyless Entry	\$ 31,250.00	\$ 31,250.00			Y
Empower	Security Updates (Keyless Entry & Security Cameras)	Low Voltage Utility Wiring	\$ 20,625.00	\$ 20,625.00			Y
Empower Total			\$ 1,914,375.00	\$ 957,023.00	\$ 957,352.00	\$ -	

Site Name	Scope of Work	Cost Item	Total Cost Est.	Priority 1 Costs	Priority 2 Costs	Priority 3 Costs	Modernization Eligible?
Flying Hills School of the Arts	Infrastructure, Site Improvements, etc.	Infrastructure, Site Improvements, etc. (Middle, K-8	\$ 1,250,000.00	\$ 1,250,000.00			Y
Flying Hills School of the Arts	Infrastructure, Site Improvements, etc.	Updated Playfield	\$ 363,750.00			\$ 363,750.00	Y
Flying Hills School of the Arts	Infrastructure, Site Improvements, etc.	Rubberized Surfacing	\$ 101,250.00			\$ 101,250.00	Y
Flying Hills School of the Arts	Infrastructure, Site Improvements, etc.	Landscaping/Site Improvements	\$ 340,402.50		\$ 340,402.50		Y
Flying Hills School of the Arts	Infrastructure, Site Improvements, etc.	Demolition & Abatement	\$ 247,500.00		\$ 247,500.00		Y
Flying Hills School of the Arts	Infrastructure, Site Improvements, etc.	Asphalt play courts	\$ 669,375.00		\$ 669,375.00		Y
Flying Hills School of the Arts	Modernization	Modernization	\$ 20,370,000.00	\$ 3,518,333.00	\$ 16,851,667.00		Y
Flying Hills School of the Arts	New Construction (Classrooms & Upper Parking Lot)	New Construction	\$ 9,418,750.00	\$ 1,125,000.00	\$ 8,293,750.00		N
Flying Hills School of the Arts	New Construction (Classrooms & Upper Parking Lot)	Asphalt parking lots with curbs and striping	\$ 546,875.00		\$ 546,875.00		N
Flying Hills School of the Arts	New Construction (Theatre & Lower Parking Lot)	Asphalt parking lots with curbs and striping	\$ 787,500.00	\$ 787,500.00			N
Flying Hills School of the Arts	New Construction (Theatre & Lower Parking Lot)	New Construction - Theater	\$ 7,875,000.00	\$ 7,875,000.00			N
Flying Hills School of the Arts	New Shade Structures	Shade Structure / Lunch Shelter	\$ 245,000.00	\$ 245,000.00			N
Flying Hills School of the Arts	Security Updates (Keyless Entry & Security Cameras)	Security Cameras	\$ 56,250.00	\$ 56,250.00			Y
Flying Hills School of the Arts	Security Updates (Keyless Entry & Security Cameras)	Keyless Entry	\$ 312,500.00	\$ 312,500.00			Y
Flying Hills School of the Arts	Security Updates (Keyless Entry & Security Cameras)	Low Voltage Utility Wiring	\$ 145,875.00	\$ 145,875.00			Y
Flying Hills School of the Arts Total			\$ 42,730,027.50	\$ 15,315,458.00	\$ 26,949,569.50	\$ 465,000.00	
Fuerte Elementary School	Infrastructure, Site Improvements, etc.	Infrastructure, Site Improvements, etc. (Middle, K-8	\$ 2,500,000.00	\$ 2,500,000.00			Y
Fuerte Elementary School	Infrastructure, Site Improvements, etc.	Demolition & Abatement	\$ 248,400.00		\$ 248,400.00		Y
Fuerte Elementary School	Infrastructure, Site Improvements, etc.	Asphalt parking lots with curbs and striping	\$ 887,468.75	\$ 887,468.75			Y
Fuerte Elementary School	Modernization	Modernization	\$ 14,092,500.00	\$ 5,416,249.25	\$ 8,676,250.75		Y
Fuerte Elementary School	New Construction (Classrooms)	New Construction	\$ 9,076,250.00	\$ 1,125,000.00	\$ 7,951,250.00		N
Fuerte Elementary School	New Construction (MPR/Kitchen)	New Construction	\$ 4,950,000.00		\$ 4,950,000.00		N
Fuerte Elementary School	New Shade Structures	Shade Structure / Lunch Shelter	\$ 70,000.00	\$ 70,000.00			N
Fuerte Elementary School	Security Updates (Keyless Entry & Security Cameras)	Security Cameras	\$ 37,500.00	\$ 37,500.00			Y
Fuerte Elementary School	Security Updates (Keyless Entry & Security Cameras)	Keyless Entry	\$ 256,250.00	\$ 256,250.00			Y
Fuerte Elementary School	Security Updates (Keyless Entry & Security Cameras)	Low Voltage Utility Wiring	\$ 153,750.00	\$ 153,750.00			Y
Fuerte Elementary School Total			\$ 32,272,118.75	\$ 10,446,218.00	\$ 21,825,900.75	\$ -	
Greenfield Middle School	Infrastructure, Site Improvements, etc.	Infrastructure, Site Improvements, etc. (Middle, K-8	\$ 1,250,000.00		\$ 1,250,000.00		Y
Greenfield Middle School	Modernization	Modernization	\$ 23,157,750.00	\$ 14,155,272.00	\$ 9,002,478.00		Y
Greenfield Middle School	New Construction (Classrooms)	New Construction	\$ 856,250.00	\$ 856,250.00	\$ -		N
Greenfield Middle School	New Shade Structures	Shade Structure / Lunch Shelter	\$ 35,000.00	\$ 35,000.00			N
Greenfield Middle School	Security Updates (Keyless Entry & Security Cameras)	Security Cameras	\$ 56,250.00	\$ 56,250.00			Y
Greenfield Middle School	Security Updates (Keyless Entry & Security Cameras)	Keyless Entry	\$ 318,750.00	\$ 318,750.00			Y
Greenfield Middle School	Security Updates (Keyless Entry & Security Cameras)	Low Voltage Utility Wiring	\$ 382,125.00	\$ 382,125.00			Y
Greenfield Middle School Total			\$ 26,056,125.00	\$ 15,803,647.00	\$ 10,252,478.00	\$ -	

Site Name	Scope of Work	Cost Item	Total Cost Est.	Priority 1 Costs	Priority 2 Costs	Priority 3 Costs	Modernization Eligible?
Hillsdale Middle School	Infrastructure, Site Improvements, etc.	Infrastructure, Site Improvements, etc. (Middle, K-8	\$ 1,250,000.00			\$ 1,250,000.00	Y
Hillsdale Middle School	Infrastructure, Site Improvements, etc.	Demolition & Abatement	\$ 64,800.00		\$ 64,800.00		Y
Hillsdale Middle School	Infrastructure, Site Improvements, etc.	Concrete Sidewalk paving	\$ 337,500.00		\$ 337,500.00		Y
Hillsdale Middle School	Modernization	Modernization	\$ 38,089,250.00	\$ 17,644,567.00	\$ 20,444,683.00		Y
Hillsdale Middle School	New Construction (Gym)	New Construction	\$ 16,650,000.00	\$ 16,650,000.00			N
Hillsdale Middle School	New Shade Structures	Shade Structure / Lunch Shelter	\$ 140,000.00	\$ 140,000.00			N
Hillsdale Middle School	Security Updates (Keyless Entry & Security Cameras)	Security Cameras	\$ 56,250.00	\$ 56,250.00			Y
Hillsdale Middle School	Security Updates (Keyless Entry & Security Cameras)	Keyless Entry	\$ 462,500.00	\$ 462,500.00			Y
Hillsdale Middle School	Security Updates (Keyless Entry & Security Cameras)	Low Voltage Utility Wiring	\$ 386,250.00	\$ 386,250.00			Y
Hillsdale Middle School Total			\$ 57,436,550.00	\$ 35,339,567.00	\$ 20,846,983.00	\$ 1,250,000.00	
Jamacha Elementary School	Infrastructure, Site Improvements, etc.	Infrastructure, Site Improvements, etc. (Elementary	\$ 1,000,000.00			\$ 1,000,000.00	Y
Jamacha Elementary School	Modernization	Modernization	\$ 15,865,000.00	\$ 6,549,415.00	\$ 9,315,585.00		Y
Jamacha Elementary School	New Construction (Classrooms)	New Construction	\$ 3,596,250.00	\$ 1,125,000.00	\$ 2,471,250.00		N
Jamacha Elementary School	New Shade Structures	Shade Structure / Lunch Shelter	\$ 175,000.00	\$ 175,000.00			N
Jamacha Elementary School	Security Updates (Keyless Entry & Security Cameras)	Security Cameras	\$ 37,500.00	\$ 37,500.00			Y
Jamacha Elementary School	Security Updates (Keyless Entry & Security Cameras)	Keyless Entry	\$ 243,750.00	\$ 243,750.00			Y
Jamacha Elementary School	Security Updates (Keyless Entry & Security Cameras)	Low Voltage Utility Wiring	\$ 187,500.00	\$ 187,500.00			Y
Jamacha Elementary School Total			\$ 21,105,000.00	\$ 8,318,165.00	\$ 11,786,835.00	\$ 1,000,000.00	
Johnson Elementary School	Infrastructure, Site Improvements, etc.	Infrastructure, Site Improvements, etc. (Elementary	\$ 1,000,000.00	\$ 1,000,000.00			Y
Johnson Elementary School	Infrastructure, Site Improvements, etc.	Demolition & Abatement	\$ 362,250.00		\$ 362,250.00		Y
Johnson Elementary School	Modernization	Modernization	\$ 12,832,687.50	\$ 5,188,783.00	\$ 7,643,904.50		Y
Johnson Elementary School	New Construction (Classrooms)	New Construction	\$ 7,192,500.00	\$ 1,125,000.00	\$ 6,067,500.00		N
Johnson Elementary School	New Construction (Admin/TK)	New Construction	\$ 3,767,500.00	\$ 3,767,500.00			N
Johnson Elementary School	New Construction (MPR/Kitchen)	New Construction	\$ 4,950,000.00			\$ 4,950,000.00	N
Johnson Elementary School	New Shade Structures	Shade Structure / Lunch Shelter	\$ 175,000.00	\$ 175,000.00			N
Johnson Elementary School	Security Updates (Keyless Entry & Security Cameras)	Security Cameras	\$ 37,500.00	\$ 37,500.00			Y
Johnson Elementary School	Security Updates (Keyless Entry & Security Cameras)	Keyless Entry	\$ 337,500.00	\$ 337,500.00			Y
Johnson Elementary School	Security Updates (Keyless Entry & Security Cameras)	Low Voltage Utility Wiring	\$ 135,375.00	\$ 135,375.00			Y
Johnson Elementary School Total			\$ 30,790,312.50	\$ 11,766,658.00	\$ 14,073,654.50	\$ 4,950,000.00	
Kidinnu Charter School	General		\$ 3,500,000.00	\$ 3,500,000.00			N/A
Kidinnu Charter School Total			\$ 3,500,000.00	\$ 3,500,000.00	\$ -	\$ -	
Lexington Elementary School	Infrastructure, Site Improvements, etc.	Infrastructure, Site Improvements, etc. (Elementary	\$ 1,000,000.00			\$ 1,000,000.00	Y
Lexington Elementary School	Modernization	Modernization	\$ 20,968,750.00	\$ 11,362,248.00	\$ 9,606,502.00	\$ -	Y
Lexington Elementary School	New Construction (Classrooms)	New Construction	\$ 856,250.00	\$ 856,250.00			N
Lexington Elementary School	New Shade Structures	Shade Structure / Lunch Shelter	\$ 210,000.00	\$ 210,000.00			N
Lexington Elementary School	Security Updates (Keyless Entry & Security Cameras)	Security Cameras	\$ 37,500.00	\$ 37,500.00			Y
Lexington Elementary School	Security Updates (Keyless Entry & Security Cameras)	Keyless Entry	\$ 306,250.00	\$ 306,250.00			Y
Lexington Elementary School	Security Updates (Keyless Entry & Security Cameras)	Low Voltage Utility Wiring	\$ 251,625.00	\$ 251,625.00			Y
Lexington Elementary School Total			\$ 23,630,375.00	\$ 13,023,873.00	\$ 9,606,502.00	\$ 1,000,000.00	

Site Name	Scope of Work	Cost Item	Total Cost Est.	Priority 1 Costs	Priority 2 Costs	Priority 3 Costs	Modernization Eligible?
Los Coches Creek Middle School	Infrastructure, Site Improvements, etc.	Infrastructure, Site Improvements, etc. (Middle, K-8	\$ 1,250,000.00			\$ 1,250,000.00	Y
Los Coches Creek Middle School	Modernization	Modernization	\$ 25,518,750.00	\$ 11,711,003.00	\$ 13,807,747.00		Y
Los Coches Creek Middle School	New Shade Structures	Shade Structure / Lunch Shelter	\$ 210,000.00	\$ 210,000.00			N
Los Coches Creek Middle School	Security Updates (Keyless Entry & Security Cameras)	Security Cameras	\$ 56,250.00	\$ 56,250.00			Y
Los Coches Creek Middle School	Security Updates (Keyless Entry & Security Cameras)	Keyless Entry	\$ 287,500.00	\$ 287,500.00			Y
Los Coches Creek Middle School	Security Updates (Keyless Entry & Security Cameras)	Low Voltage Utility Wiring	\$ 311,625.00	\$ 311,625.00			Y
Los Coches Creek Middle School Total			\$ 27,634,125.00	\$ 12,576,378.00	\$ 13,807,747.00	\$ 1,250,000.00	
Madison Elementary School	Infrastructure, Site Improvements, etc.	Infrastructure, Site Improvements, etc. (Elementary	\$ 1,000,000.00	\$ 1,000,000.00			Y
Madison Elementary School	Infrastructure, Site Improvements, etc.	Demolition & Abatement	\$ 488,475.00		\$ 488,475.00		Y
Madison Elementary School	Modernization	Modernization	\$ 11,059,500.00	\$ 9,768,700.50	\$ 1,290,799.50		Y
Madison Elementary School	New Construction (MPR/Kitchen/Library)	New Construction	\$ 10,260,000.00			\$ 10,260,000.00	N
Madison Elementary School	New Construction (Admin)	New Construction	\$ 1,125,000.00	\$ 1,125,000.00			N
Madison Elementary School	New Construction (Classrooms)	New Construction	\$ 7,278,125.00		\$ 7,278,125.00		N
Madison Elementary School	New Shade Structures	Shade Structure / Lunch Shelter	\$ 140,000.00	\$ 140,000.00			N
Madison Elementary School	Security Updates (Keyless Entry & Security Cameras)	Security Cameras	\$ 37,500.00	\$ 37,500.00			Y
Madison Elementary School	Security Updates (Keyless Entry & Security Cameras)	Keyless Entry	\$ 281,250.00	\$ 281,250.00			Y
Madison Elementary School	Security Updates (Keyless Entry & Security Cameras)	Low Voltage Utility Wiring	\$ 77,812.50	\$ 77,812.50			Y
Madison Elementary School Total			\$ 31,747,662.50	\$ 12,430,263.00	\$ 9,057,399.50	\$ 10,260,000.00	
Magnolia Elementary School	Infrastructure, Site Improvements, etc.	Infrastructure, Site Improvements, etc. (Elementary	\$ 1,000,000.00	\$ 1,000,000.00			Y
Magnolia Elementary School	Modernization	Modernization	\$ 20,573,375.00	\$ 10,215,148.00	\$ 10,358,227.00		Y
Magnolia Elementary School	New Shade Structures	Shade Structure / Lunch Shelter	\$ 140,000.00	\$ 140,000.00			N
Magnolia Elementary School	Security Updates (Keyless Entry & Security Cameras)	Security Cameras	\$ 37,500.00	\$ 37,500.00			Y
Magnolia Elementary School	Security Updates (Keyless Entry & Security Cameras)	Keyless Entry	\$ 243,750.00	\$ 243,750.00			Y
Magnolia Elementary School	Security Updates (Keyless Entry & Security Cameras)	Low Voltage Utility Wiring	\$ 155,850.00	\$ 155,850.00			Y
Magnolia Elementary School Total			\$ 22,150,475.00	\$ 11,792,248.00	\$ 10,358,227.00	\$ -	
Meridian Elementary School	Infrastructure, Site Improvements, etc.	Infrastructure, Site Improvements, etc. (Elementary	\$ 1,500,000.00	\$ 1,500,000.00			Y
Meridian Elementary School	Infrastructure, Site Improvements, etc.	Demolition & Abatement	\$ 303,975.00		\$ 303,975.00		Y
Meridian Elementary School	Modernization	Modernization	\$ 15,298,250.00	\$ 7,548,100.00	\$ 7,750,150.00		Y
Meridian Elementary School	New Construction (Admin)	New Construction	\$ 3,767,500.00		\$ 3,767,500.00		N
Meridian Elementary School	New Construction (Classrooms/MPR/Kitchen)	New Construction	\$ 11,216,875.00	\$ 1,125,000.00	\$ 10,091,875.00		N
Meridian Elementary School	New Shade Structures	Shade Structure / Lunch Shelter	\$ 210,000.00	\$ 210,000.00			N
Meridian Elementary School	Security Updates (Keyless Entry & Security Cameras)	Security Cameras	\$ 153,750.00	\$ 153,750.00			Y
Meridian Elementary School	Security Updates (Keyless Entry & Security Cameras)	Keyless Entry	\$ 256,250.00	\$ 256,250.00			Y
Meridian Elementary School	Security Updates (Keyless Entry & Security Cameras)	Low Voltage Utility Wiring	\$ 112,125.00	\$ 112,125.00			Y
Meridian Elementary School Total			\$ 32,818,725.00	\$ 10,905,225.00	\$ 21,913,500.00	\$ -	

Site Name	Scope of Work	Cost Item	Total Cost Est.	Priority 1 Costs	Priority 2 Costs	Priority 3 Costs	Modernization Eligible?
Montgomery Middle School	Infrastructure, Site Improvements, etc.	Infrastructure, Site Improvements, etc. (Middle, K-8	\$ 1,250,000.00	\$ 1,250,000.00			Y
Montgomery Middle School	Infrastructure, Site Improvements, etc.	Demolition & Abatement	\$ 151,200.00		\$ 151,200.00		Y
Montgomery Middle School	Infrastructure, Site Improvements, etc.	Concrete Sidewalk paving	\$ 75,211.88		\$ 75,211.88		Y
Montgomery Middle School	Modernization	Modernization	\$ 29,165,568.75	\$ 12,704,748.75	\$ 16,460,820.00		Y
Montgomery Middle School	New Construction (Classrooms)	New Construction	\$ 13,152,000.00	\$ 13,152,000.00			N
Montgomery Middle School	New Shade Structures	Shade Structure / Lunch Shelter	\$ 175,000.00	\$ 175,000.00			N
Montgomery Middle School	Security Updates (Keyless Entry & Security Cameras)	Security Cameras	\$ 56,250.00	\$ 56,250.00			Y
Montgomery Middle School	Security Updates (Keyless Entry & Security Cameras)	Keyless Entry	\$ 343,750.00	\$ 343,750.00			Y
Montgomery Middle School	Security Updates (Keyless Entry & Security Cameras)	Low Voltage Utility Wiring	\$ 193,931.25	\$ 193,931.25			Y
Montgomery Middle School Total			\$ 44,562,911.88	\$ 27,875,680.00	\$ 16,687,231.88	\$ -	
Naranca Elementary School	Infrastructure, Site Improvements, etc.	Infrastructure, Site Improvements, etc. (Elementary	\$ 1,000,000.00	\$ 1,000,000.00			Y
Naranca Elementary School	Infrastructure, Site Improvements, etc.	Rubberized Surfacing	\$ 225,562.50			\$ 225,562.50	Y
Naranca Elementary School	Infrastructure, Site Improvements, etc.	New Play Field	\$ 270,000.00			\$ 270,000.00	Y
Naranca Elementary School	Infrastructure, Site Improvements, etc.	Demolition & Abatement	\$ 701,325.00		\$ 701,325.00		Y
Naranca Elementary School	Infrastructure, Site Improvements, etc.	Concrete Sidewalk paving	\$ 290,081.25		\$ 290,081.25		Y
Naranca Elementary School	Infrastructure, Site Improvements, etc.	Asphalt parking lots with curbs and striping	\$ 262,500.00		\$ 262,500.00		Y
Naranca Elementary School	Modernization	Modernization	\$ 10,927,500.00	\$ 10,008,020.00	\$ 919,480.00		Y
Naranca Elementary School	New Construction (Admin)	New Construction	\$ 3,425,000.00		\$ 3,425,000.00		N
Naranca Elementary School	New Construction (Classrooms)	New Construction	\$ 22,605,000.00	\$ 1,125,000.00	\$ 21,480,000.00		N
Naranca Elementary School	New Construction (MPR)	New Construction	\$ 4,950,000.00			\$ 4,950,000.00	N
Naranca Elementary School	New Shade Structures	Shade Structure / Lunch Shelter	\$ 315,000.00	\$ 315,000.00			N
Naranca Elementary School	Security Updates (Keyless Entry & Security Cameras)	Security Cameras	\$ 37,500.00	\$ 37,500.00			Y
Naranca Elementary School	Security Updates (Keyless Entry & Security Cameras)	Keyless Entry	\$ 337,500.00	\$ 337,500.00			Y
Naranca Elementary School	Security Updates (Keyless Entry & Security Cameras)	Low Voltage Utility Wiring	\$ 101,250.00	\$ 101,250.00			Y
Naranca Elementary School Total			\$ 45,448,218.75	\$ 12,924,270.00	\$ 27,078,386.25	\$ 5,445,562.50	
Rancho San Diego Elementary School	Infrastructure, Site Improvements, etc.	Infrastructure, Site Improvements, etc. (Elementary	\$ 1,000,000.00		\$ 1,000,000.00		Y
Rancho San Diego Elementary School	Modernization	Modernization	\$ 11,400,000.00	\$ 8,156,903.00	\$ 3,243,097.00		Y
Rancho San Diego Elementary School	New Construction (Classrooms)	New Construction	\$ 1,070,312.50		\$ 1,070,312.50		N
Rancho San Diego Elementary School	New Shade Structures	Shade Structure / Lunch Shelter	\$ 175,000.00	\$ 175,000.00			N
Rancho San Diego Elementary School	Security Updates (Keyless Entry & Security Cameras)	Security Cameras	\$ 37,500.00	\$ 37,500.00			Y
Rancho San Diego Elementary School	Security Updates (Keyless Entry & Security Cameras)	Keyless Entry	\$ 262,500.00	\$ 262,500.00			Y
Rancho San Diego Elementary School	Security Updates (Keyless Entry & Security Cameras)	Low Voltage Utility Wiring	\$ 156,300.00	\$ 156,300.00			Y
Rancho San Diego Elementary School Total			\$ 14,101,612.50	\$ 8,788,203.00	\$ 5,313,409.50	\$ -	
Rios Elementary School	Infrastructure, Site Improvements, etc.	Infrastructure, Site Improvements, etc. (Elementary	\$ 1,000,000.00	\$ 1,000,000.00			Y
Rios Elementary School	Modernization	Modernization	\$ 18,801,125.00	\$ 9,451,880.00	\$ 9,349,245.00		Y
Rios Elementary School	New Shade Structures	Shade Structure / Lunch Shelter	\$ 140,000.00	\$ 140,000.00			N
Rios Elementary School	Security Updates (Keyless Entry & Security Cameras)	Security Cameras	\$ 37,500.00	\$ 37,500.00			Y
Rios Elementary School	Security Updates (Keyless Entry & Security Cameras)	Keyless Entry	\$ 212,500.00	\$ 212,500.00			Y
Rios Elementary School	Security Updates (Keyless Entry & Security Cameras)	Low Voltage Utility Wiring	\$ 144,375.00	\$ 144,375.00			Y
Rios Elementary School Total			\$ 20,335,500.00	\$ 10,986,255.00	\$ 9,349,245.00	\$ -	

Site Name	Scope of Work	Cost Item	Total Cost Est.	Priority 1 Costs	Priority 2 Costs	Priority 3 Costs	Modernization Eligible?
Sevick Special Education School	Remodel	Conceptual Design Cost Estimate	\$ 16,007,673.75	\$ 2,000,000.00	\$ 14,007,673.75		N
Sevick Special Education School Total			\$ 16,007,673.75	\$ 2,000,000.00	\$ 14,007,673.75	\$ -	
Vista Grande Elementary School	Infrastructure, Site Improvements, etc.	Infrastructure, Site Improvements, etc. (Elementary	\$ 1,000,000.00		\$ 1,000,000.00		Y
Vista Grande Elementary School	Infrastructure, Site Improvements, etc.	Demolition & Abatement	\$ 63,000.00		\$ 63,000.00		Y
Vista Grande Elementary School	Modernization	Modernization	\$ 10,406,250.00	\$ 3,086,958.00	\$ 7,319,292.00		Y
Vista Grande Elementary School	New Construction (Classrooms)	New Construction	\$ 3,425,000.00	\$ 1,125,000.00	\$ 2,300,000.00		N
Vista Grande Elementary School	New Shade Structures	Shade Structure / Lunch Shelter	\$ 70,000.00	\$ 70,000.00			N
Vista Grande Elementary School	Security Updates (Keyless Entry & Security Cameras)	Security Cameras	\$ 37,500.00	\$ 37,500.00			Y
Vista Grande Elementary School	Security Updates (Keyless Entry & Security Cameras)	Keyless Entry	\$ 231,250.00	\$ 231,250.00			Y
Vista Grande Elementary School	Security Updates (Keyless Entry & Security Cameras)	Low Voltage Utility Wiring	\$ 153,375.00	\$ 153,375.00			Y
Vista Grande Elementary School Total			\$ 15,386,375.00	\$ 4,704,083.00	\$ 10,682,292.00	\$ -	
W. D. Hall Elementary School	Infrastructure, Site Improvements, etc.	Infrastructure, Site Improvements, etc. (Elementary	\$ 1,000,000.00	\$ 1,000,000.00			Y
W. D. Hall Elementary School	Infrastructure, Site Improvements, etc.	Rubberized Surfacing	\$ 281,250.00			\$ 281,250.00	Y
W. D. Hall Elementary School	Infrastructure, Site Improvements, etc.	Demolition & Abatement	\$ 323,325.00		\$ 323,325.00		Y
W. D. Hall Elementary School	Modernization	Modernization	\$ 11,795,468.75	\$ 7,212,296.75	\$ 4,583,172.00		Y
W. D. Hall Elementary School	New Construction (Admin/MPR/Library/Kitchen)	New Construction	\$ 6,593,125.00			\$ 6,593,125.00	N
W. D. Hall Elementary School	New Construction (Classrooms)	New Construction	\$ 5,993,750.00	\$ 1,125,000.00	\$ 4,868,750.00		N
W. D. Hall Elementary School	New Shade Structures	Shade Structure / Lunch Shelter	\$ 140,000.00	\$ 140,000.00			N
W. D. Hall Elementary School	Security Updates (Keyless Entry & Security Cameras)	Security Cameras	\$ 37,500.00	\$ 37,500.00			Y
W. D. Hall Elementary School	Security Updates (Keyless Entry & Security Cameras)	Keyless Entry	\$ 275,000.00	\$ 275,000.00			Y
W. D. Hall Elementary School	Security Updates (Keyless Entry & Security Cameras)	Low Voltage Utility Wiring	\$ 88,406.25	\$ 88,406.25			Y
W. D. Hall Elementary School Total			\$ 26,527,825.00	\$ 9,878,203.00	\$ 9,775,247.00	\$ 6,874,375.00	
Grand Total			\$ 830,184,214.38	\$ 351,351,521.00	\$ 413,061,849.63	\$ 65,770,843.75	